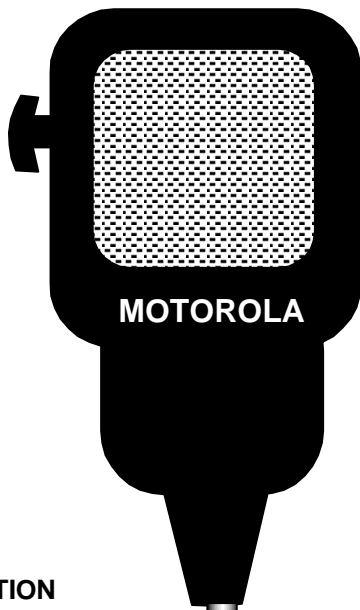


NCS-E217 Mic

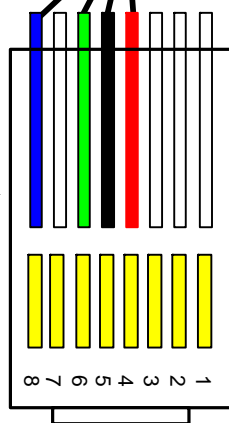
USE MOTOROLA HMN3596A



RJ-45 Wiring

PIN #	Wire Color	FUNCTION
1	NC	-----
2	NC	-----
3	NC	-----
4	Red	Mic Audio & DC
5	Black	Ground
6	Green	PTT
7	NC	-----
8	Blue	Hook

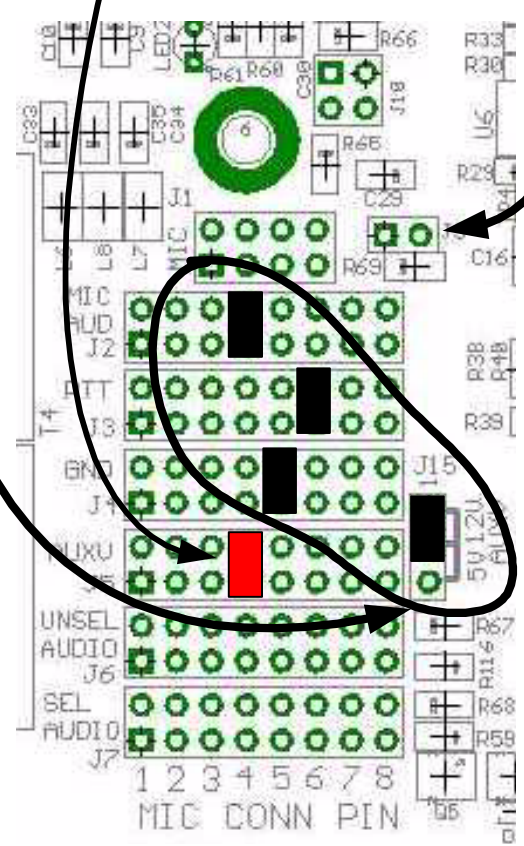
RJ-45 →



← Clip on Farside

C250 SHUNT SETTINGS

1. REMOVE SHUNT FROM J9 IF PRESENT.
2. INSTALL BLACK SHUNTS AS SHOWN
3. INSTALL SPECIAL EV JUMPER (NCS-AS101801) ON AUXV-J5/ PIN 4



FILENAME NCS-E217.PDF		DESCRIPTION NCS E-217 (STD) Pinout		
DRAWN BY CIF	SIZE	FSCM NO	DWG NO 101270	REV A
DATE 12/28/2010	SCALE		SHEET	1 OF 1